




FRONT OF TOY STORE– cut one



BACK OF TOY STORE– cut one

SIDE OF TOY STORE
print two and tape together
cut out two

Tape together along this edge

ROOF OF TOY STORE

It's 11 by 7 inches, so just cut off
the sides of the paper

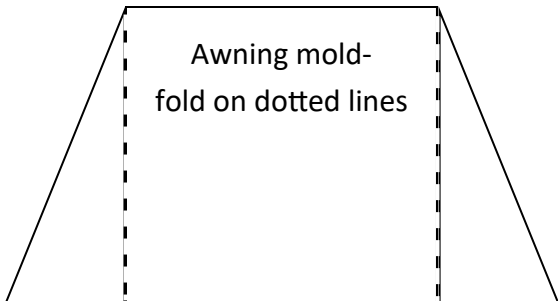

Top molding

Top molding decorative

Storefront decorative

Storefront Top Molding

Under window molding



Storefront center vertical decorative molding x1



Storefront vertical decorative molding x6



Vertical storefront molding x2

